


MODQUIP

MODULAR CONVEYORS & EQUIPMENT

modquip.com.au

MODQUIP CONVEYORS & EQUIPMENT



modquip.com.au

Modquip Conveyor System

Utilising new design methods and products available from our power transmission division - Chain & Drives, Inquip have developed a very competitive modular conveyor system.

Our Modquip Conveyors are assembled from locally stocked components for immediate delivery, and are manufactured and assembled using basic tools - no welding or special equipment is required. Flat packed to minimise freight costs, they can be delivered anywhere in Australasia quickly. We offer full assembly and site installation including commissioning when required.

The conveyors can be ordered in standard widths and lengths, or special requirements are also available and designs are completed in hours.

Standard sizes: 400mm, 600mm, 900mm and 1200mm widths. The lengths are constructed in 500mm increments, therefore any length requirement can be supplied.

Our design team also offer customisation to your specific requirements and our conveyors are manufactured to accept the following with no modifications: **Belt Cleaning, Magnetic Systems, Drive Control, Systems, Diverter Chutes, Dust Collection and Food Grade options.**


Due to its versatility the Modquip Conveyor System can be adapted to suit most applications at low cost.

Customisation Available

Contact Us for all your
Conveyor System
Requirements




Modquip Conveyor System



Quick & Easy Set-up



Flat Packed



Designed to suit any
Requirements



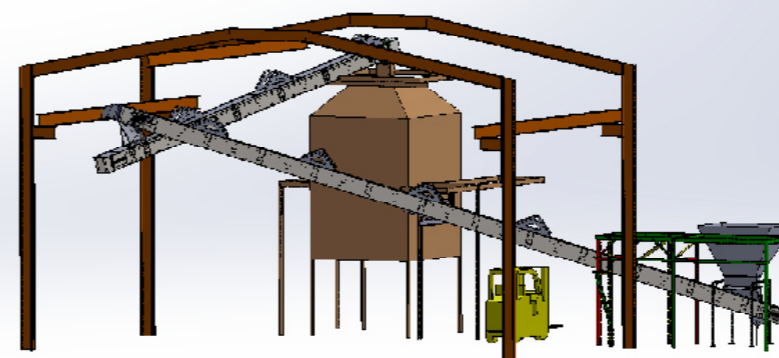
Customisation
Available

CODE	STANDARD WIDTHS	TPH	ANGLE	HEAD DRUM DIA	STANDARD SPEED Mtr/Sec	STANDARD CONVEYOR LENGTH (Available up to 100metres)					
						3m	5m	8m	10m	15m	20m
MQPA050A	300	5	0	114	0.5	0.37 kW	0.37 kW	0.37 kW	0.37 kW	0.37 kW	0.37 kW
			15			0.37 kW	0.37 kW	0.37 kW	0.37 kW	0.37 kW	0.37 kW
MQPB063B	350	10	0	114	0.5	0.37 kW	0.37 kW	0.37 kW	0.37 kW	0.37 kW	0.37 kW
			15			0.37 kW	0.37 kW	0.37 kW	0.37 kW	0.55 kW	0.55 kW
MQPC063C	450	20	0	168	0.75	0.37 kW	0.37 kW	0.37 kW	0.37 kW	0.55 kW	0.55 kW
			15			0.37 kW	0.37 kW	0.55 kW	0.55 kW	0.75 kW	1.1 kW
MQPD075D	600	50	0	232	1	0.55 kW	0.55 kW	0.55 kW	0.75 kW	0.75 kW	1.1 kW
			15			0.75 kW	0.75 kW	1.1 kW	1.5 kW	2.2 kW	3 kW
MQPE080E	750	75	0	273	1	0.55 kW	0.55 kW	0.75 kW	0.75 kW	1.1 kW	1.1 kW
			15			1.1 kW	1.1 kW	1.5 kW	2.2 kW	3 kW	4 kW
MQPF093F	1000	125	0	323	1	0.75 kW	0.75 kW	1.1 kW	1.1 kW	1.5 kW	1.5 kW
			15			1.1 kW	1.5 kW	2.2 kW	3 kW	4 kW	5.5 kW

Based on: Bulk Density 1t/m³ Surcharge Angle 15deg

Features:

- Conveyor widths also available in 1250mm and 1400mm
- All Conveyors are powder coated before assembly
- Inclination up to 33 degrees available
- Stainless Steel Conveyors available for food application and corrosive environments
- Standard Duty and Heavy Duty trough conveyor also available.
- All Speeds available - All Drives supplied from Inquip stock
- VSD Drives - Scrapers - Magnets - Diverter Shutes and many other standard additions available
- Conveyor Lengths available in 500mm increments
- Special customised designs available
- 3D Models available
- Conveyors supplied flat packed for on site assembly and economical installation
- Site installation teams available in all states
- Designed and manufactured in Australia
- Distributors, Service Agents and Parts available throughout Australia



MODQUIP

MODULAR CONVEYORS & EQUIPMENT
modquip.com.au

DISTRIBUTOR:

TECHQUIP
DESIGN > INSTALLATION > SERVICE

ENGINEERING & SALES

22 Beneficial Way,
Wangara 6065
P +61 8 6314 1100
F +61 8 9303 9447
support@techquip.com.au

